SEIBEL VISION SURGERY

Advanced Technology, Personal Care

Full Site Redesign

GLACIAL

MULTIMEDIA

SEIBEL VISION SURGERY
Advanced Technology, Personal Care

310-444-1134

LASIK OVERVIEW

WHY IS LASIK SO POPULAR?

LASIK is the most popular form of vision correction surgery in the United States today. Every year, over 1 million people receive this procedure.

WHAT IS LASIK?

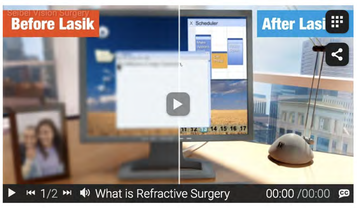

Laser In-Situ Keratomileusis – The word "LASIK" is an acronym (therefore spelled in capital letters) for Laser In-situ Keratomileusis:

- Laser: intense, highly concentrated beam of light (an acronym for Light Amplification by Stimulated Emission of Radiation; however, now such a common word that it is seldom seen completely capitalized)
- In-situ: Greek word meaning "in place"
- Keratomileusis: combination of two Greek words:
  - kerato "the cornea"
  - mileusis "to shape"

Therefore, LASIK = "a light to shape the cornea in place"

LASIK is a quick and virtually painless procedure, resulting in the majority of patients experiencing improved vision and a reduced dependency on corrective eyewear.

HOW DOES IT WORK?

Specifically, LASIK involves the use of laser light from an excimer laser (a "cool" laser, such as the VISX) to permanently change the shape of the cornea. 90% of the cornea is called the stroma, with an overlying layer of cells called the epithelium. A thin membrane separates the two and is called Bowman's membrane.

A corneal flap is first made (using the IntraLase femtosecond laser – another "cool" laser) and then gently lifted. The corneal reshaping takes place in the deeper part of the cornea below, called the stroma. Laser removal of stroma produces permanent reshaping of the cornea, thereby affecting its refractive power. After the reshaping step, the flap is then precisely replaced without the need for any sutures.

With the corneal curvature changed to provide better focus for the eye, the patient's need for glasses or contact lenses (which used to provide this focus) is typically greatly reduced.

Photo Refractive Keratectomy (PRK) is a refractive procedure, popular prior to the appearance of LASIK, which utilizes the same excimer laser to reshape the cornea without the construction of a flap. This allows the laser to immediately start on the stroma. However, PRK's "surface ablations" create a temporary loss of epithelium, resulting in some patient discomfort with the need to wear a "bandage" contact lens for a few days. By comparison, LASIK patients typically experience very little discomfort post-operatively and have no need for a bandage lens.

As LASIK is a surgical procedure conducted on a delicate part of the eye, it is important that you are well educated on the benefits and LASIK Risks of the procedure, understand the importance of thorough screening and comprehensive pre-operative exam, and maintain realistic expectations.

WHAT DOES LASIK TREAT?

With a few exceptions, LASIK can treat the following conditions that require the use of glasses and contact lenses for clear vision:

- Myopia between -0.5 and -10 diopters
- Hyperopia between +0.5 and +6.0 diopters
- Astigmatism between 0.5 and 6.0 diopters
- Presbyopia using Monovision

If, after your initial procedure, your vision without glasses is not satisfactory, then a procedure called enhancement, glasses or contacts are options for additional improvement in vision.

In some cases, patients who have had previous eye surgery may qualify for LASIK. LASIK may be performed after previous Radial Keratotomy (RK), Photorefractive Keratectomy (PRK), and cataract surgery. Dr. Seibel can discuss your options at your initial consultation.

WHAT ARE THE RESULTS?

No one can guarantee exact results due to the unique healing factor of each patient and potential variability of individual surgical techniques, eye measurements, and equipment. An excellent surgeon can largely control the latter three variables.

United States statistics show that over 50% of patients achieve 20/20 vision or better, although it is not essential to be 20/20 to be satisfied and functional. The success rates can be as high as 98% with patients achieving 20/20 or better without wearing glasses or contact lenses. For comparison, the requirement for a driver's license in most states is 20/40, which is 3 lines larger print than 20/20.

LASIK

- LASIK OVERVIEW
- LASIK BENEFITS
- LASIK CANDIDACY
- LASIK FAQS
- LASIK QUIZ
- LASIK COST
- LASIK FINANCING
- LASIK INSURANCE
- LASIK EXAM
- LASIK PREPARATION
- LASIK MONOVISION
- LASIK EXPECTATIONS
- SURGERY CENTER
- INFORMED CONSENT
- LASIK ALTERNATIVES
- LASIK PRK
- LASIK RECOVERY
- LASIK POST OP
- LASIK RISKS
- LASIK ENHANCEMENTS
- WAVEFRONT LASIK

CONTACT US

Name

Email address

Phone Number

WHAT WOULD YOU LIKE TO KNOW MORE ABOUT

☐ Cataract ☐ LASIK ☐ Other

Message

SUBMIT MESSAGE

At Seibel Vision Surgery, your eyes and vision are of paramount importance. To help you make the most informed decisions regarding the welfare of your vision, we are delighted to be of service and are happy to answer any questions you may have.

Please take the time to familiarize yourself with the information contained on this site. We have compiled it especially for you!

Monday, Tuesday, and Thursday
8:00 a.m. to 4:00 p.m.
Wednesday
8:00am to 6:00pm
Friday
8:00am to 3:00pm

OUR ADDRESS
11620 Wilshire Boulevard, Suite 711
Los Angeles, California 90025

PHONE
(310) 444-1134
FAX
(310) 444-1130

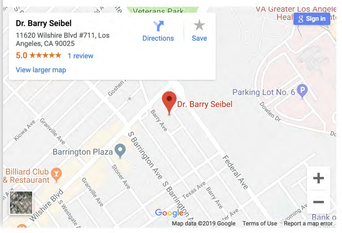

CATARACT SURGERY ADVANCED LENS IMPLANTS

Learn about cataracts and their treatment

LEARN MORE

LASER VISION CORRECTION

LASIK, PRK, Implants, and other

LEARN MORE

OTHER EYE CONDITIONS

Glaucoma, Macular Degeneration, Medical Eye Exams, and other

LEARN MORE

SEIBEL VISION SURGERY
Advanced Technology, Personal Care

Search ... Search

All Rights Reserved.©
Medical website design by Glacial Multimedia, Inc. ©

The material contained on this site is for informational purposes only and is not intended to be a substitute for professional medical advice, diagnosis, or treatment. Always seek the advice of your physician or other qualified health care provider.

If you are using a screen reader and are having problems using this website, please call 310-444-1134

SEIBEL VISION SURGERY
Advanced Technology, Personal Care

310-444-1134
11620 WILSHIRE BOULEVARD, SUITE 711, LOS ANGELES, CA 90025

WELCOME TO SEIBEL VISION SURGERY

THE ARCHITECT OF YOUR VISION

ABOUT DR. SEIBEL | WATCH A TESTIMONIAL | READ PEER TESTIMONIALS

SCROLL FOR MORE

CATARACT SURGERY ADVANCED LENS IMPLANTS

Learn about cataracts and their treatment

LEARN MORE

LASER VISION CORRECTION

LASIK, PRK, Implants, and other

LEARN MORE

OTHER EYE CONDITIONS

Glaucoma, Macular Degeneration, Medical Eye Exams, and more

LEARN MORE

EXPERT • PIONEER • TEACHER • AUTHOR • INVENTOR

WELCOME TO SEIBEL VISION SURGERY

Beyond expectations... Dr. Barry Seibel, World-renowned, internationally acclaimed.

PIONEER

Dr. Barry Seibel pioneered laser cataract surgery at his Los Angeles ophthalmology practice while deeply involved in the research, development, and FDA approval of this exciting new technology. Dr. Seibel is the first Southern California eye surgeon to have performed cataract surgery with the femtosecond laser that offers patients enhanced precision and accuracy.

LEARN MORE

AUTHOR

Barry S. Seibel, M.D. is the sole author and illustrator of his critically acclaimed textbook "Phacodynamics", often called the bible of cataract surgery. With four editions and four translations, it uniquely applies engineering principles in a clinically practical manner to facilitate the safest and gentlest customized surgery for each individual patient.

LEARN MORE

TEACHER

In worldwide demand to share his expertise on Phacodynamics and customized cataract surgery, Dr. Seibel has delivered over 200 lectures in more than 20 countries on six continents. He has produced numerous educational videos, and his live surgery demonstrations have been televised internationally to doctors wishing to learn Dr. Seibel's methods.

LEARN MORE

INVENTOR

Dr. Seibel has applied the engineering principles from his textbook Phacodynamics to the design of 20 surgical instruments with the goal of enhanced safety and comfort for his patients, and enhanced effectiveness for surgeons worldwide.

As Dr. Seibel explains, "The development of each of the Seibel surgical instruments occurred while applying Phacodynamics principles to cataract and LASIK surgery.

LEARN MORE

EDUCATIONAL

VIDEOS

PREMIUM LENS IMPLANTS (IOLS)

SEIBEL IN THE NEWS

TESTIMONIALS

WHAT OUR PATIENTS SAY?

RICHARD DONNER

LLOYD OGILVIE

BARNETT S. BERGMAN

"Dear Dr. Seibel:

I wish to thank you most sincerely for the cataract surgery and lens implants you performed on me to restore my vision to perfection.

In particular, I was most impressed with the meticulous manner in which you conducted the pre-surgery tests, utilizing the many state of the art instruments and measuring devices which you have developed.

Your contribution to this aspect of medical science is truly most praiseworthy.

Sincerely,

Barnett S. Bergman"
Cataract surgery patient

ED HENSLEY

"To and for: Barry S. Seibel, MD

I was diagnosed with dual cataracts at age 65. It was my good fortune to locate Seibel Vision Surgery on the web. The Seibel web site is an educational marvel for lay public study of eye health. It helped me greatly to understand cataracts. I found Dr. Seibel to be simply the most caring MD I have ever met. He personally phoned me around 3:00 P.M. to follow up my condition on each of my two cataract surgery days. As for his professional expertise, my uncorrected vision in July 2 was a 17 year old U.S. Navy Recruit was 20/30 Right Eye - 20/40 Left Eye. After cataract surgery and IOL implants by Dr. Seibel, I now see 20/20 with both eyes. My color and depth perception is a sight to behold! I now drive and read without glasses, other than 1.50 readers for fine print. Thanks!

Ed Hensley
AMS (Retired)
U.S. Navy (Retired, Viet Nam Veteran
Cataract surgery patient

READ MORE TESTIMONIALS

FOR YOUR CONVENIENCE

PATIENT SERVICES

HIPAA COMPLIANCE

HOW TO FIND US

CONTACT US

Name

Email address

Phone Number

WHAT WOULD YOU LIKE TO KNOW MORE ABOUT

☐ Cataract ☐ LASIK ☐ Other

Message

SUBMIT MESSAGE

At Seibel Vision Surgery, your eyes and vision are of paramount importance. To help you make the most informed decisions regarding the welfare of your vision, we are delighted to be of service and are happy to answer any questions you may have.

Please take the time to familiarize yourself with the information contained on this site. We have compiled it especially for you!

Monday, Tuesday, and Thursday
8:00 a.m. to 4:00 p.m.
Wednesday
8:00am to 6:00pm
Friday
8:00am to 3:00pm

OUR ADDRESS
11620 Wilshire Boulevard, Suite 711
Los Angeles, California 90025

PHONE
(310) 444-1134
FAX
(310) 444-1134

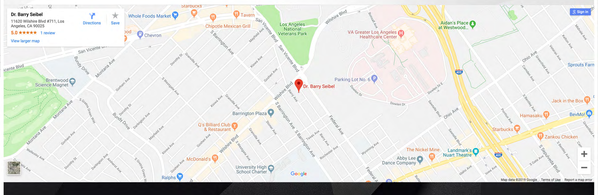

SEIBEL VISION SURGERY
Advanced Technology, Personal Care

Search ... Search

All Rights Reserved!
Medical website design by Coastal Multimedia, Inc.®
The material contained on this site is for informational purposes only and is not intended to be a substitute for professional medical advice, diagnosis, or treatment. Always seek the advice of your physician or other qualified health care provider.
If you are using a screen reader and are having problems using this website, please call 310-444-1134

WELCOME TO SEIBEL VISION SURGERY

Los Angeles, California

ABOUT DR. SEIBEL

WATCH A TESTIMONIAL

READ PEER TESTIMONIALS

CATARACT SURGERY ADVANCED LENS IMPLANTS

Laser cataract cutsecrets and Diet Unveiled

LEARN MORE

LASER VISION CORRECTION

LASIK, PRK, Implantable Lenses

LEARN MORE

OTHER EYE CONDITIONS

Glaucoma, Macular Degeneration, Medical Eye Exams, Pterygium

LEARN MORE

EXPERT • PIONEER • TEACHER • AUTHOR •

WELCOME TO SEIBEL VISION SURGERY

Beyond expectations... Dr. Barry Seibel World renowned, internationally acclaimed.

PIONEER

Dr. Barry Seibel performed some cataract surgery at his Los Angeles ophthalmology practice in the early 1980's. He helped develop, and FDA approved one of the exciting new technology. Dr. Seibel is the first Southern California surgeon to perform advanced cataract surgery with the femtosecond laser that offers patients enhanced precision and accuracy.

LEARN MORE

AUTHOR

Barry S. Seibel, M.D. is the sole author and illustrator of his critically acclaimed textbook "Cataract Surgery Advanced Lens Implants" cataract surgery With four editions and four translations. It uniquely applies engineering principles to cataract surgery and helps facilitate the safest and gentlest cutsecrets surgery for each individual patient.

LEARN MORE

TEACHER

In worldwide demand to share his expertise on Phacoemulsion and customized cataract surgery, Dr. Seibel has been invited to lecture in more than 20 countries on six continents. He has produced numerous DVD's and Blu-ray's, and has been in demonstrations have been televised internationally to doctors wishing to learn Dr. Seibel's methods.

LEARN MORE

INVENTOR

Dr. Seibel has awarded 18 engineering principles from his business. Dr. Seibel's 18 principles of 20 surgical instruments with the goal of enhanced safety and precision for his patients, and enhanced effectiveness for surgeons and their staffs.

Dr. Seibel's motto: "The development of each of the Seibel surgical instruments occurred when I realized that I was unable to perform my cataract and LASIK surgery.

LEARN MORE

VIDEOS

PREMIUM LENS IMPLANTS VIDEO!

SEIBEL IN THE NEWS

WHAT OUR PATIENTS SAY?

READ PEER TESTIMONIALS

PATIENT SERVICES

HIPAA COMPLIANCE

CONTACT US

Name

Email address

Phone Number

WHAT WOULD YOU LIKE TO KNOW MORE ABOUT?

Cataract | LASIK | Other

Message

SUBMIT MESSAGE

As Seibel Vision Surgery, your eyes and vision are of paramount importance. Today's surgeons that treat internal decisions requiring the expertise of ophthalmologists, and the care of all services and are happy to answer any questions you may have.

Please take the time to be informed yourself with the information contained on this site. We have contacted it easier for you.

Monday, Tuesday, and Thursday
8 AM to 5 PM
Wednesday
8 AM to 12 PM
Friday
By Appointment

OUR ADDRESS
12400 Wilshire Blvd, Suite 711
Los Angeles, California 90025

PHONE
(310) 444-1134

FAX
(310) 444-1134

Copyright © 2015 Seibel Vision Surgery
Website Designed and Hosted by Turbocharged Sites, Inc.
Disclaimer: Information on this website is provided for informational purposes only. Information on this website is not medical advice. Consult your own medical professional for medical advice. Information on this website may be out of date, incomplete, or inaccurate. Use of information on this website is at your own risk.